







# The Vikings are Coming to Class 2!



Hi Class 2! We hope that you are all well and that you are finding lots of fun things to keep you busy whilst we're not at school! We think by now that you will have probably guessed what our new learning theme is, so we thought we would send you some taster activities to have a go at if you'd like to. We're missing you all and can't wait to see you, but for now, **stay home, stay safe** and do keep sending us pictures of some of the fun things you have been doing, we love seeing them! Have fun with your families, we'll see you soon! Mrs Shimmin and Mrs Jaques 😊

<p><b>Literacy</b></p>  <p>THE VIKING ALPHABET</p>	<p><b>Viking myths</b> - The Vikings told stories about magical creatures like storm-giants, sea serpents, elves and dragons. Some of these were harmless, some were not! Have a go at designing your own mythical creature, label all of its key features - does it have any magical powers? Write a short story that involves your mythical creature. <a href="http://www.bbc.co.uk/teach/class-clips-video/english-ks2-viking-sagas/zvrmy9q">www.bbc.co.uk/teach/class-clips-video/english-ks2-viking-sagas/zvrmy9q</a></p>	<p><b>Viking Menu</b> The Vikings on the Isle of Man grew barley, oats and rye and ground these to make bread. They ate meat &amp; fish and also fruit &amp; vegetables such as wild carrots, cabbage, kale, crab apples and edible berries. We would like you to design and illustrate a Viking menu - perhaps make a dish too! Have a look at this clip for some ideas: <a href="http://www.bbc.co.uk/bitesize/clips/z4pnvcw">www.bbc.co.uk/bitesize/clips/z4pnvcw</a></p>	<p><b>Viking Bunes</b></p>  <p>The Vikings used special letters called <b>runes</b>, try using them to write your name. Imagine you are a Viking, write a message in runes to a Viking friend.</p>
<p><b>Numeracy</b></p> 	<p><b>Longship sails</b> Using your knowledge of symmetry, have a go at producing a <b>variety of symmetrical designs</b> for Viking longship sails. Can you find out about some of the colours and patterns that the Vikings used? Be as creative as you can with your designs - how many different symmetrical sail patterns can you produce?</p>	<p><b>Word problems</b> We would like you to have a go at creating some word problems based on our Vikings theme. Can you create <b>ten</b> problems? Can you use all four rules of number? (Don't forget to create an answer sheet too!) <i>e.g. It takes 12 pairs of oarsmen to row a Viking longship. How many oarsmen are needed altogether to row a longship?</i></p>	<p><b>Timeline</b> Find out about daily life in Viking times. Create a <b>timeline</b>, making it as detailed as you can, showing a day in the life of a Viking. You can use either the digital or analogue clock. <b>6:00 am</b> Woke up and ate a breakfast of berries and old crusty bread <b>7:00am</b> Fed the hens</p>
<p><b>Themes</b></p> 	<p><b>Viking Shield Design</b> Viking shields were very important, they were used as protection during fights and were also used as weapons. The shields were made of wood and were painted, sometimes with symmetrical patterns. Have a go at designing and making your own Viking shield. Be creative, what colours and patterns will you use?</p>	<p><b>Viking Longships</b> The Vikings used 'longships', built for raiding and exploring. Long, narrow and flat, they were fast and could be used on both choppy seas and shallow rivers. They were light enough to be carried over land too. Can you make a Viking longship? Can you sail it on water and load it with goods? Take a photograph or video to show us!</p>	<p><b>Research time!</b> The Vikings came from Norway, Sweden and Denmark to look for new land. Choose <b>one</b> of these countries and find out what it is like now. What is the weather/climate like there, how many people live there, what is the country famous for etc? Create either a Keynote presentation, poster or fact file to tell us all about your chosen country.</p>