






What was it like in Viking times?



Hi Class 2! We hope that you are all staying safe at home and that you are still finding lots of great things to do each day! Have you managed to complete any of the Viking tasks we set on the last grid? We've come up with some more ideas that we thought you might enjoy, so do have a go at some of the tasks below and email them through to us - we'd love to see them and then we can send you a little comment back too! We really are missing being with you at school right now and are looking forward to the day when we can all see each other again. Until then, keep smiling, keep busy and keep safe! We hope to see you soon, best wishes, Mrs Shimmin and Mrs Jaques 😊

<p>Literacy</p> 	<p><u>Viking Story</u> The Vikings loved stories so we would love you to write a Viking adventure story. Your story could include travelling back to Viking times, a portal or be set entirely in the Viking era. Create a story map to help you plan and tell your story out loud to someone at home before you write it down. Think about using adventurous vocabulary and powerful adjectives to bring it to life!</p>	<p><u>Viking Letter</u> The Vikings were attracted to the Isle Of Man because of its rich farmlands and they settled all over the Island. There were safe harbours for ships and it was also a good place to launch attacks on other coastal areas. Imagine that you are a Viking who has just arrived on the Isle of Man. Write a letter home to your family describing your journey and what the Island is like.</p>	<p><u>Reading Journal</u> We hope that you are still enjoying reading at home and would love to know about some of the stories you have read. We would like you to have a go at creating a reading journal where you can share your thoughts about your books with us. We have emailed some ideas of things you might like to do in your journal but you can also create your own if you would like to.</p>
<p>Numeracy</p> 	<p><u>The Lewis Chessmen</u> Find out about the most famous chess pieces in the world that were discovered on the Isle of Lewis. Chess is an ancient game but is still popular throughout the world. It requires planning, strategy and bravery, all great attributes that can help mathematical thinking! If a chess set is available have a go at playing the game, or just enjoy learning about the fascinating Chessmen.</p>	<p><u>Mathematical work sheets</u> Sometimes in maths you need to practice a skill to to help consolidate your learning. Snappy Maths is a site that doesn't require registration or login. It provides a variety of practice work sheets from clock faces and 2D/3D shape recognition to addition, subtraction, multiplication and division. This website is very easy to navigate, have a go at doing some practise sheets if you can.</p>	<p><u>Viking Jewellery</u> The Vikings loved wearing jewellery as it represented their social status or religious belief. Can you design a circular necklace/ brooch or belt decoration? Will your design be symmetrical or asymmetrical? Will it contain semi precious stones/runes? Do you need to divide your circle into quarters or eighths to help you? (Keep your designs, we will try to make them in class when we can!)</p>
<p>Themes</p> 	<p><u>Who were the Vikings?</u> Create either a fact file or poster to help you answer the question, 'Who were the Vikings?'. Ideas to think about:</p> <ul style="list-style-type: none"> • Who were the Vikings? • Where did the Vikings come from? • What did the Vikings do? • How did the Vikings travel? • When did they come to Britain and why? 	<p><u>Viking crosses</u> - The Vikings decorated their crosses with fantastic creatures such as serpents and dragons as well as with scenes from their stories, e.g. Sigurd and the Dragon. They copied some patterns from Celtic crosses, added their own ideas and used runes. Can you create your own Viking cross? What patterns will you use? Challenge yourself to make it 3D if you can!</p>	<p><u>Viking Longhouse - House for Sale!</u> Using your own research and the links below, try creating a 'House for Sale' leaflet for a Viking Longhouse. Remember to include all of the key features of the house! Can you draw or make a longhouse, too? www.bbc.co.uk/bitesize/clips/zrthfg8 www.bbc.co.uk/teach/class-clips-video/</p>